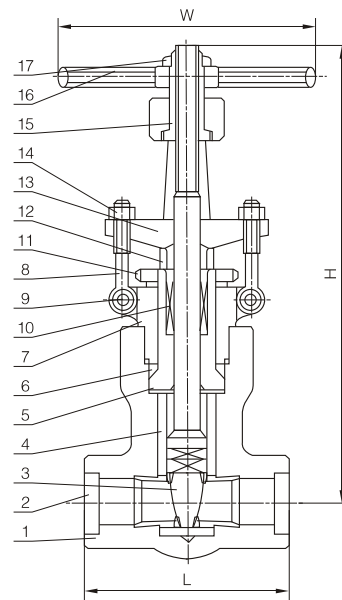


Forged Steel Gate Valve



Technical Specification

- ★ Steel Gate Valves, API 602
- ★ Steel Valves, ASME B16.34
- ★ Face to Face, Manufacturer Standard
- ★ Face to Face, Flanged, ASME B16.10
- ★ End Flanges, ASME B16.5
- ★ Buttwelding Ends, ASME B16.25
- ★ Socket-welding Ends, ASME B1.20.1
- ★ Screwed Ends, ASME B1.20.1
- ★ Inspection and Test, API 598

Design Description

- ▲ Outside Screw and Yoke (OS&Y)
- ▲ Pressure Seal Bonnet
- ▲ Single Wedge, Fully Guided
- ▲ Renewable Seat Rings
- ▲ Rising stem and non-rising handwheel
- ▲ SW, Socket-welding Ends
- ▲ SC, Screwed Ends
- ▲ BW, Buttwelding Ends
- ▲ Flanged Ends

Form of Major Part Material

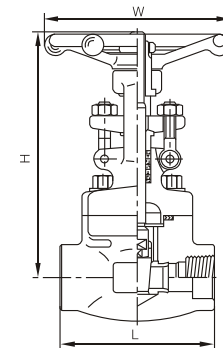
No.	Part Name	CS to ASTM	AS to ASTM	SS to ASTM	
		Type A 105N	Type F22	Type F304(L)	Type F316(L)
1	Body	A105N	A182 F22	A182 F304(L)	A182 F316(L)
2	Seat Ring	A276 420	A276 304	A276 304(L)	A276 316(L)
3	Wedge	A182/F430+STL	A182 F304+STL	A182 F304(L)+STL	A182 F316(L)+STL
4	Stem	A182 F6a A276-410	A182 F22	A182 F304(L)	A182 F316(L)
5	From Seal Place	A105N	A182 F304	A182 F304(L)	F316(L)
6	From Packing Ring	F182 F304	A182 F304 F22	A276 304(L)	A276 316L
7	Bonnet	A105N	A182 F22	A182 F304(L)	A182 F316(L)
8	Gland Eyebolt	A193 B7	A193 B16	A193 B8	A193 B8M
9	Cylindrical Pin	A276 F420	A276 F420	A182 F304	A182 F304
10	Stem Packing	Graphite+304	Graphite+304	Graphite+316	Graphite+316
11	Promotes the Nut	A194 2H	A194 4	A194 8	A194 8M
12	Gland	A276 F420	A276 F420	A182 F304	A182 F304
13	Gland Flange	A105	F22	A182 F304	A182 F304
14	Gland Nut	A194 2H	A194 4	A194 8	A194 8M
15	Yoke Nut	A276-410	A276-410	A276 F410	A276 F410
16	Hand Wheel	A197	A197	A197	A197
17	Lock Nut	A194 2H	A194 4	A194 8	A194 8M

Forged Steel Gate Valve

Class800 Main Outline Dimensions & Weight

Bold fastening valve cover, outside screw stem & yoke (OS&Y)
Designs according to API 602.

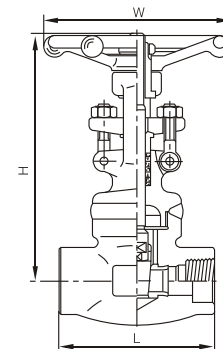
R.P	–	1/2	3/4	1	1 1/4	1 1/2	2	2 1/2
F.P	1/4	3/8	1/2	3/4	1	1 1/4	1 1/2	2
L	79	79	92	111	120	120	140	178
W	100	100	100	125	160	160	180	200
H	161	161	163	196	223	251	290	333
d	8	10.5	13.5	18	24	29	36.5	45
Weight(kg)	2.3	2.22	2.39	4.24	5.7	7.05	10.9	16.8



Class800 Main Outline Dimensions & Weight

Weld joint valve cover, outside screw stem & yoke (OS&Y).
Designs according to API 602.

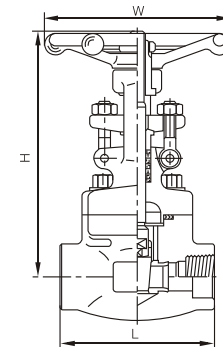
R.P	–	1/2	3/4	1	1 1/4	1 1/2	2	2 1/2
F.P	1/4	3/8	1/2	3/4	1	1 1/4	1 1/2	2
L	79	79	92	111	120	120	140	178
W	100	100	100	125	160	160	180	200
H	161	161	163	196	223	251	290	333
d	8	10.5	13.5	18	24	29	36.5	45
Weight(kg)	1.9	1.9	2.1	3.2	5.2	6.9	10.4	15.8



Class800 Main Outline Dimensions & Weight

Bold fastening valve cover, outside screw stem & yoke (OS&Y).
Designs according to API 602.

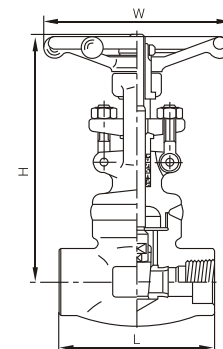
R.P	–	1/2	3/4	1	1 1/4	1 1/2	2	2 1/2
F.P	1/4	3/8	1/2	3/4	1	1 1/4	1 1/2	2
L	92	111	111	120	120	140	178	180
W	100	125	125	160	160	180	200	220
H	191	191	192	219	243	296	316	370
d	8	10.5	13.5	18	24	29	36.5	45
Weight(kg)	2.4	4.4	4.3	6	7.2	11.4	16	23



Class800 Main Outline Dimensions & Weight

Weld joint valve cover, outside screw stem & yoke (OS&Y).
Designs according to API 602.

R.P	–	1/2	3/4	1	1 1/4	1 1/2	2	2 1/2
F.P	1/4	3/8	1/2	3/4	1	1 1/4	1 1/2	2
L	92	111	111	120	120	140	178	180
W	100	125	125	160	160	180	200	220
H	171	207	207	240	258	330	355	370
d	8	10.5	13.5	18	24	29	36.5	45
Weight(kg)	2.3	4	4	4.8	7.1	11	16	22.8

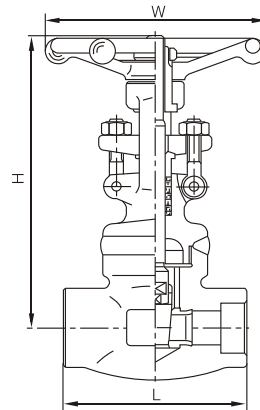


Forged Steel Gate Valve

Class2500 Main Outline Dimensions & Weight

Weld joint valve cover, outside screw stem & yoke (OS&Y).
Designs according to ASME B16.34

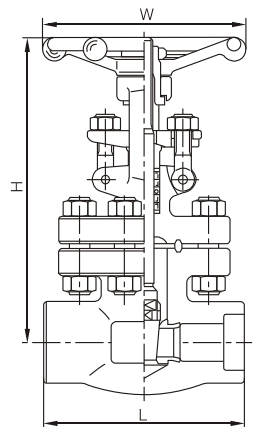
NPS	3/8	1/2	3/4	1	1 1/4
L	111	120	120	120	140
W	125	160	160	180	220
H	215	218	220	238	281
d	14	14	14	19	25
Weight(kg)	7	8.7	8.5	11.7	17



Class1500 ~ 2500 Main Outline Dimensions & Weight

Bolt fastening cover, outside screw stem & yoke (OS&Y).
Designs according to ASME B16.34

NPS	Class	1/2	3/4	1	1 1/2	2
L	1500	110	150	150	210	235
	2500	150	150	210	235	235
W	1500	110	130	130	180	250
	2500	130	130	250	300	300
H	1500	277	300	390	400	435
	2500	293	300	390	435	435
d	1500	14	17	22	35	37
	2500	14	14	14	25	30
Weight(kg)	1500	5.1	11	12.1	22	37
	2500	11	11.3	22.4	38	38



Class1500 ~ 2500 Main Outline Dimensions & Weight

Pressure seal bonnet, outside screw stem & yoke (OS&Y).
Designs according to ASME B16.34

NPS	Class	3/8	1/2	3/4	1	1 1/4	1 1/2	2
L	900-1500	140	140	140	140	178	178	216
	2500	186	186	186	186	232	232	279
W	900-1500	200	200	200	200	280	280	300
	2500	200	200	200	200	280	280	300
H	900-1500	318	318	318	322	467	468	540
	2500	325	325	325	327	467	468	540
d	900-1500	14	14	14	19	25	30	36.5
	2500	14	14	14	19	25	30	36.5
Weight(kg)	900-1500	11.5	11.5	10.8	10.5	19.6	21.0	55.4
	2500	12.3	12.3	11.6	10.8	26.0	28.4	60.0

