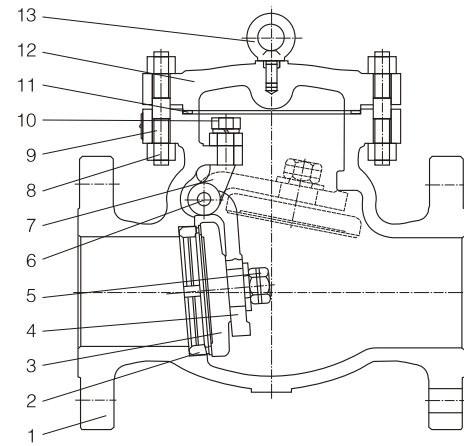



Cast Steel Swing Check Valve



Technical Specification

Design and Manufacture: BS1868 or API 6D

Inspection and Test: API 598 or API 6D

End flange dimension: ASME B16.5, ASME B16.47 A, MSS SP-44; ASME B16.47 B, API 605

BW end dimension: ASME B16.25

Face to face and end to end: ASME B16.10

Pressure-temperature ratings: ASME B16.34

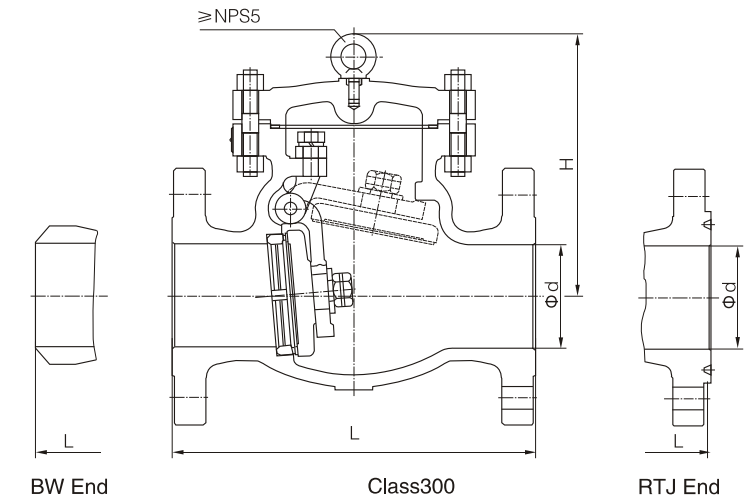
Wall thickness dimension: API 600 and BS 1868

Form of Major Part Material

Parts No.	Parts Name	Materials				
		WCB/Trim 1	WCB/Trim 5	WCB/Trim 8	CF8/304	CF8M/316
1	Body	ASTM A216 WCB	ASTM A216 WCB	ASTM A216 WCB	ASTM A351 CF8	ASTM A351 CF8M
2	Seat ring	A105 + 13Cr	A105 + STL	A105 + STL	ASTM A351 CF8	ASTM A351 CF8M
3	Disc	ASTM A216 WCB + 13Cr	ASTM A216 WCB + STL	ASTM A216 WCB + 13Cr	ASTM A351 CF8	ASTM A351 CF8M
4	Arm	ASTM A216 WCB	ASTM A216 WCB	ASTM A216 WCB	ASTM A351 CF8	ASTM A351 CF8M
5	Nut	ASTM A194 2H	ASTM A194 2H	ASTM A194 2H	ASTM A194 8	ASTM A194 8M
6	Arm pin	ASTM A182 F6a	ASTM A182 F6a	ASTM A182 F6a	ASTM A182 F304	ASTM A182 F316
7	Yoke	ASTM A216 WCB	ASTM A216 WCB	ASTM A216 WCB	ASTM A351 CF8	ASTM A351 CF8M
8	Bonnet nut	ASTM A194 2H	ASTM A194 2H	ASTM A194 2H	ASTM A194 8	ASTM A194 8M
9	Bonnet bolt	ASTM A193 B7	ASTM A193 B7	ASTM A193 B7	ASTM A193 B8	ASTM A193 B8M
10	Bolt	ASTM A193 B7	ASTM A193 B7	ASTM A193 B7	ASTM A193 B8	ASTM A193 B8M
11	Gasket	304 sheet + Graphite	304 sheet + Graphite	304 sheet + Graphite	304 + Graphite	316 + Graphite
12	Bonnet	ASTM A216 WCB	ASTM A216 WCB	ASTM A216 WCB	ASTM A351 CF8	ASTM A351 CF8M
13	Eye bolt	ASTM A181	ASTM A181	ASTM A181	ASTM A181	ASTM A181

Note: The chart above only lists out some common composition of steel check valve parts. We may provide other different parts material composition according to the customer's request or the actual valve working condition.

Cast Steel Swing Check Valve



Size		Class 300					Weight (kg)
NPS	DN	Dimensions(mm)			d	H	
		RF	RTJ	BW			
2	50	267	283	267	51	144	20
2 1/2	65	292	308	292	64	149	35
3	80	318	333	318	76	210	40
4	100	356	371	356	102	260	61
5	125	400	416	400	127	295	80
6	150	445	460	445	152	326	130
8	200	533	549	533	203	380	190
10	250	622	638	622	254	440	296
12	300	711	727	711	305	520	450
14	350	838	854	838	337	540	640
16	400	864	879	864	387	588	850
18	450	978	994	978	438	670	1030
20	500	1016	1035	1016	489	720	1330
24	600	1346	1368	1346	591	850	1950
26	650	1346	1372	1346	633	920	2300
28	700	1499	1524	1499	684	1150	2600
30	750	1594	1619	1594	735	1260	3200