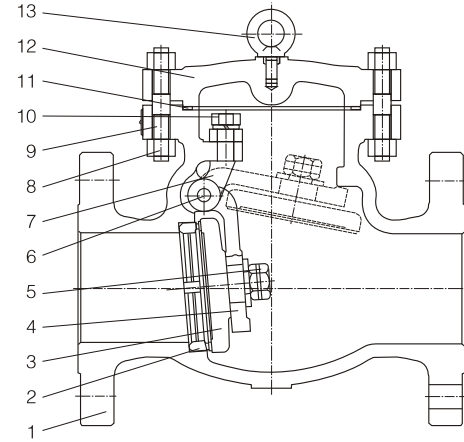

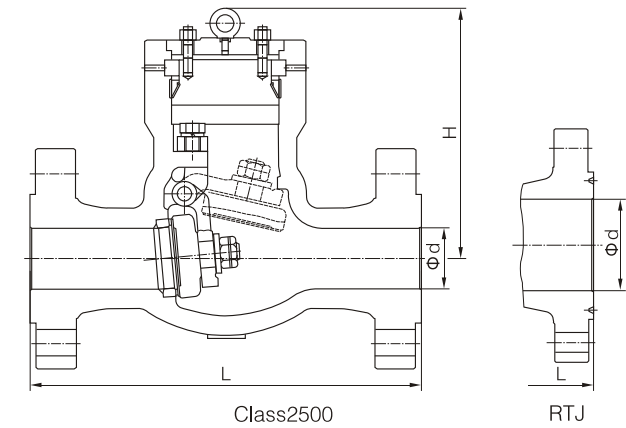



Cast Steel Swing Check Valve



Cast Steel Swing Check Valve



Technical Specification

Design and Manufacture: BS1868 or API 6D

Inspection and Test: API 598 or API 6D

End flange dimension: ASME B16.5, ASME B16.47 A, MSS SP-44; ASME B16.47 B, API 605

BW end dimension: ASME B16.25

Face to face and end to end: ASME B16.10

Pressure-temperature ratings: ASME B16.34

Wall thickness dimension: API 600 and BS 1868

Form of Major Part Material

Parts No.	Parts Name	Materials				
		WCB/Trim 1	WCB/Trim 5	WCB/Trim 8	CF8/304	CF8M/316
1	Body	ASTM A216 WCB	ASTM A216 WCB	ASTM A216 WCB	ASTM A351 CF8	ASTM A351 CF8M
2	Seat ring	A105 + 13Cr	A105 + STL	A105 + STL	ASTM A351 CF8	ASTM A351 CF8M
3	Disc	ASTM A216 WCB + 13Cr	ASTM A216 WCB + STL	ASTM A216 WCB + 13Cr	ASTM A351 CF8	ASTM A351 CF8M
4	Arm	ASTM A216 WCB	ASTM A216 WCB	ASTM A216 WCB	ASTM A351 CF8	ASTM A351 CF8M
5	Nut	ASTM A194 2H	ASTM A194 2H	ASTM A194 2H	ASTM A194 8	ASTM A194 8M
6	Arm pin	ASTM A182 F6a	ASTM A182 F6a	ASTM A182 F6a	ASTM A182 F304	ASTM A182 F316
7	Yoke	ASTM A216 WCB	ASTM A216 WCB	ASTM A216 WCB	ASTM A351 CF8	ASTM A351 CF8M
8	Bonnet nut	ASTM A194 2H	ASTM A194 2H	ASTM A194 2H	ASTM A194 8	ASTM A194 8M
9	Bonnet bolt	ASTM A193 B7	ASTM A193 B7	ASTM A193 B7	ASTM A193 B8	ASTM A193 B8M
10	Bolt	ASTM A193 B7	ASTM A193 B7	ASTM A193 B7	ASTM A193 B8	ASTM A193 B8M
11	Gasket	304 sheet + Graphite	304 sheet + Graphite	304 sheet + Graphite	304 + Graphite	316 + Graphite
12	Bonnet	ASTM A216 WCB	ASTM A216 WCB	ASTM A216 WCB	ASTM A351 CF8	ASTM A351 CF8M
13	Eye bolt	ASTM A181	ASTM A181	ASTM A181	ASTM A181	ASTM A181

Note: The chart above only lists out some common composition of steel check valve parts. We may provide other different parts material composition according to the customer's request or the actual valve working condition.

Size		Class 2500					Weight (kg)
NPS	DN	Dimensions(mm)			d	H	
		RF	RTJ	BW			
2	50	451	454	451	42	230	68
2 1/2	65	508	514	508	52	260	100
3	80	578	584	578	62	330	165
4	100	673	683	673	87	370	260
5	125	794	807	794	96	410	440
6	150	914	927	914	131	460	580
8	200	1022	1038	1022	179	530	970
10	250	1270	1292	1270	223	620	1700
12	300	1422	1445	1422	265	690	2600
14	350	-	-	-	-	-	-
16	400	-	-	-	-	-	-