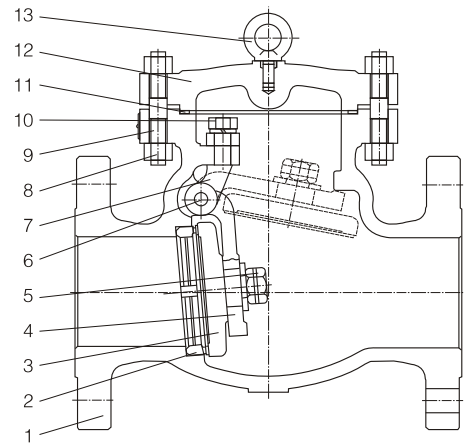



Cast Steel Swing Check Valve



Technical Specification

Design and Manufacture: BS1868 or API 6D

Inspection and Test: API 598 or API 6D

End flange dimension: ASME B16.5, ASME B16.47 A, MSS SP-44; ASME B16.47 B, API 605

BW end dimension: ASME B16.25

Face to face and end to end: ASME B16.10

Pressure-temperature ratings: ASME B16.34

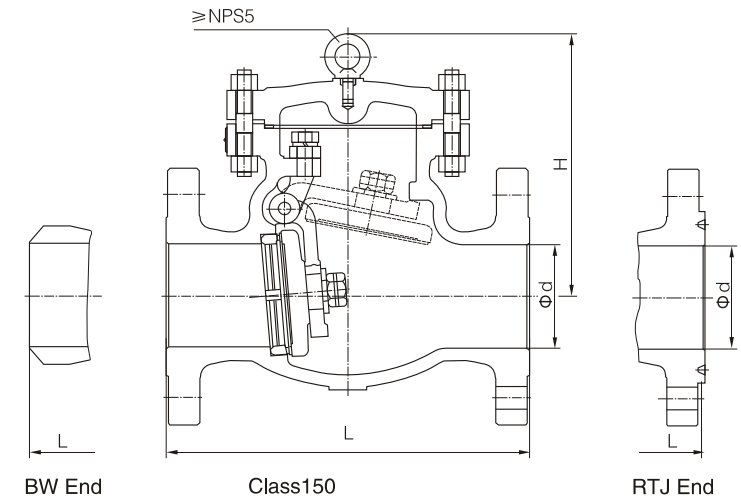
Wall thickness dimension: API 600 and BS 1868

Form of Major Part Material

Parts No.	Parts Name	Materials				
		WCB/Trim 1	WCB/Trim 5	WCB/Trim 8	CF8/304	CF8M/316
1	Body	ASTM A216 WCB	ASTM A216 WCB	ASTM A216 WCB	ASTM A351 CF8	ASTM A351 CF8M
2	Seat ring	A105 + 13Cr	A105 + STL	A105 + STL	ASTM A351 CF8	ASTM A351 CF8M
3	Disc	ASTM A216 WCB + 13Cr	ASTM A216 WCB + STL	ASTM A216 WCB + 13Cr	ASTM A351 CF8	ASTM A351 CF8M
4	Arm	ASTM A216 WCB	ASTM A216 WCB	ASTM A216 WCB	ASTM A351 CF8	ASTM A351 CF8M
5	Nut	ASTM A194 2H	ASTM A194 2H	ASTM A194 2H	ASTM A194 8	ASTM A194 8M
6	Arm pin	ASTM A182 F6a	ASTM A182 F6a	ASTM A182 F6a	ASTM A182 F304	ASTM A182 F316
7	Yoke	ASTM A216 WCB	ASTM A216 WCB	ASTM A216 WCB	ASTM A351 CF8	ASTM A351 CF8M
8	Bonnet nut	ASTM A194 2H	ASTM A194 2H	ASTM A194 2H	ASTM A194 8	ASTM A194 8M
9	Bonnet bolt	ASTM A193 B7	ASTM A193 B7	ASTM A193 B7	ASTM A193 B8	ASTM A193 B8M
10	Bolt	ASTM A193 B7	ASTM A193 B7	ASTM A193 B7	ASTM A193 B8	ASTM A193 B8M
11	Gasket	304 sheet + Graphite	304 sheet + Graphite	304 sheet + Graphite	304 + Graphite	316 + Graphite
12	Bonnet	ASTM A216 WCB	ASTM A216 WCB	ASTM A216 WCB	ASTM A351 CF8	ASTM A351 CF8M
13	Eye bolt	ASTM A181	ASTM A181	ASTM A181	ASTM A181	ASTM A181

Note: The chart above only lists out some common composition of steel check valve parts. We may provide other different parts material composition according to the customer's request or the actual valve working condition.

Cast Steel Swing Check Valve



Size		Class 150					Weight (kg)
NPS	DN	Dimensions(mm)			d	H	
		RF	RTJ	BW			
2	50	203	216	203	51	132	15
2 1/2	65	216	229	216	64	147	20
3	80	241	254	241	76	176	27
4	100	292	305	292	102	198	45
5	125	330	343	330	127	255	58
6	150	356	368	356	152	320	69
8	200	495	508	495	203	380	131
10	250	622	635	622	254	440	219
12	300	699	711	699	305	480	321
14	350	787	800	787	337	530	380
16	400	864	876	864	387	580	560
18	450	978	991	978	438	618	630
20	500	978	991	978	489	657	770
24	600	1295	1308	1295	591	760	960
26	650	1295	-	1295	633	840	1250
28	700	1448	-	1448	684	920	1580
30	750	1524	-	1524	735	980	1950